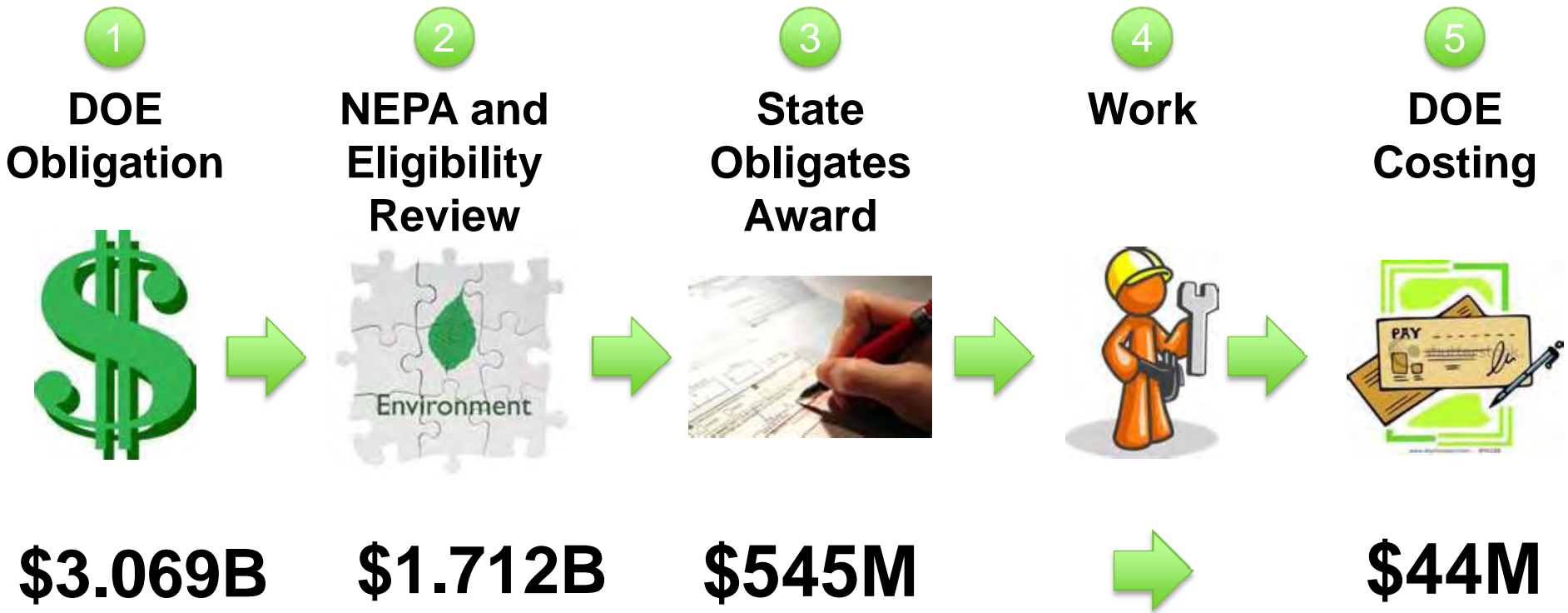




## SEP Progress and Updates

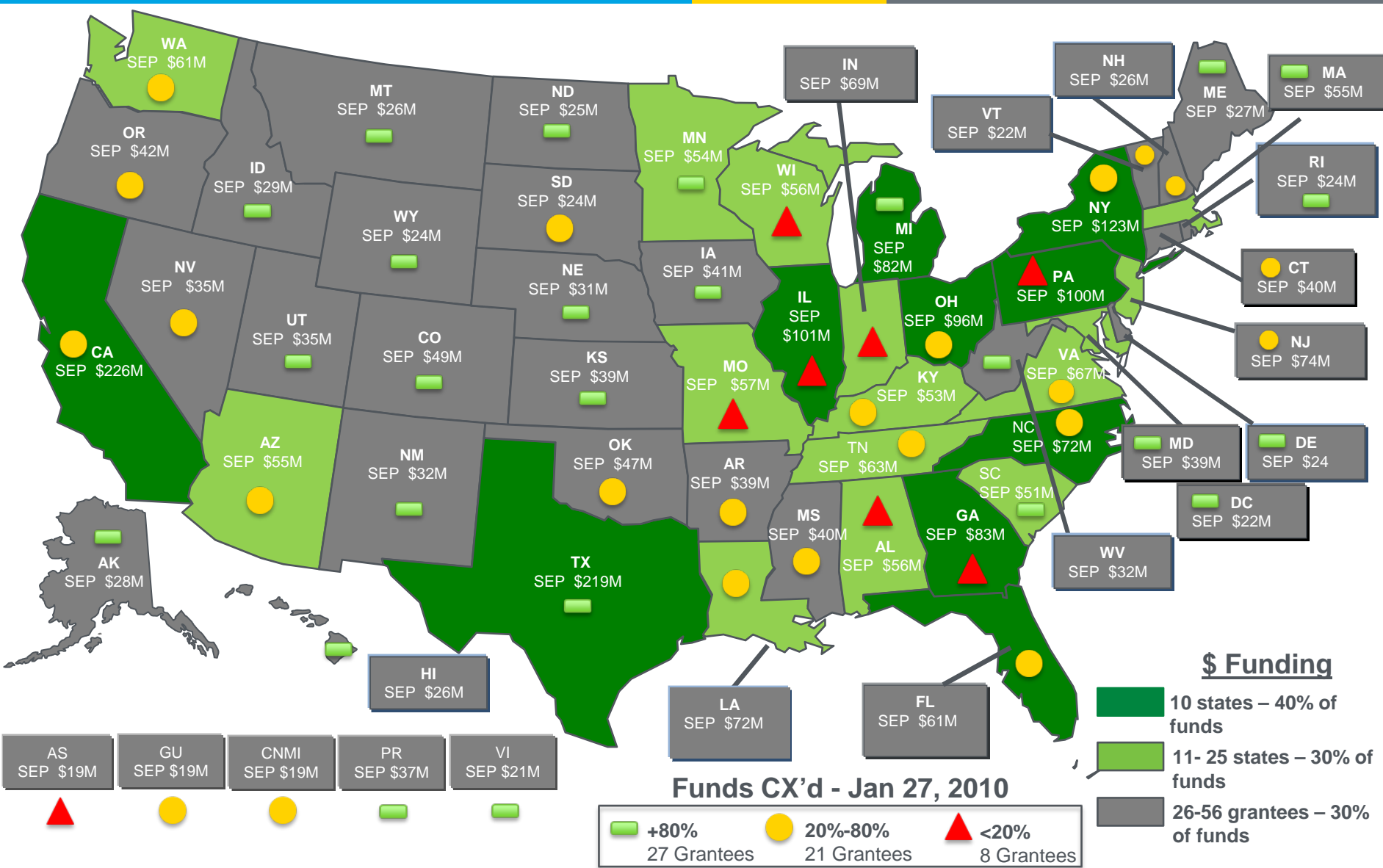
Feb 1, 2010

# SEP – PROGRESS!



\*In some cases NEPA occurs after grantee obligation

# SEP Focused on Increasing CX'd Funds



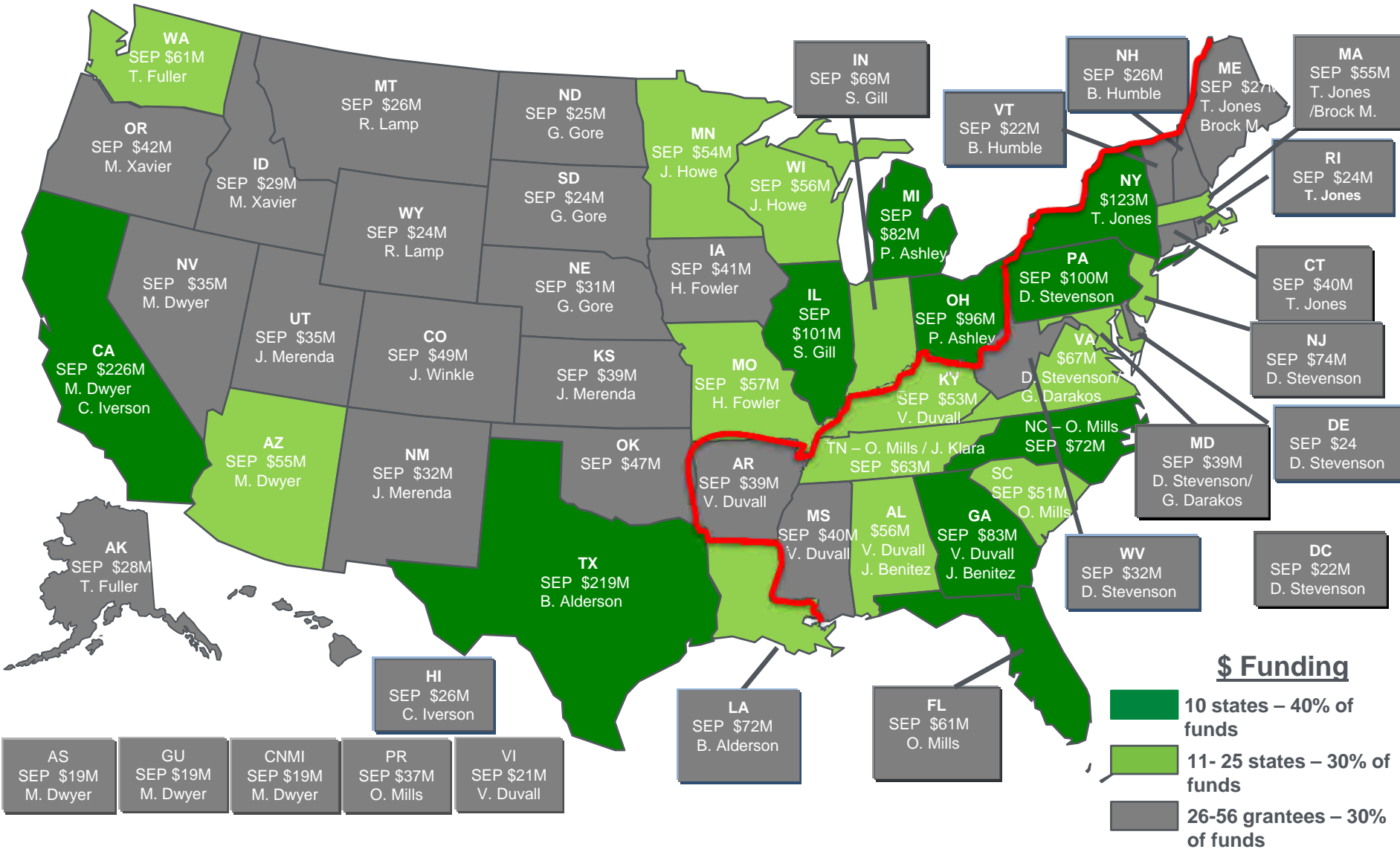
# SEP – NEPA Challenge

State	Total Obligation (iPortal)	Total NOT CX'd (No Further NEPA Action Required)		Awards Obligated by State - Preliminary**		Spent to Date - Jan 25 (iPortal)	
		\$ Amt NOT CX'd (Jan 27)	% NOT CX'd	\$ Amt Awarded	% Total Obligation	\$ Amt Spent	% Total Obligation
CA	\$226,093,000	\$168,265,432	74%	\$46,238,568	20%	\$3,706,522	2%
IL	\$101,321,000	\$95,000,000	94%	\$28,284	0%	\$28,284	0%
PA	\$99,684,000	\$86,238,526	87%	\$1,770,177	2%	\$1,770,177	2%
GA	\$82,495,000	\$79,495,000	96%	\$236,311	0%	\$236,311	0%
FL	\$126,089,000	\$67,936,511	54%	\$9,720,000	8%	\$6,525,537	5%
IN	\$68,621,000	\$57,969,602	84%	\$20,500,000	30%	\$0	0%
MO	\$57,393,000	\$54,908,000	96%	\$40,000,000	70%	\$64,218	0%
WI	\$55,488,000	\$53,750,054	97%	\$71,675	0%	\$71,675	0%
NC	\$75,989,000	\$53,186,765	70%	\$5,065,941	7%	\$5,065,941	7%
OH	\$96,083,000	\$51,918,060	54%	\$5,831,000	6%	\$455,459	0%
<b>TOTAL</b>	<b>\$661,842,000</b>	<b>\$505,402,518</b>	<b>76%</b>	<b>\$83,195,104</b>	<b>13%</b>	<b>\$14,189,318</b>	<b>2.1%</b>

# SEP – Award Progress

State	Total Obligation (iPortal)	Awards Obligated by State - Preliminary**		Spent to Date - Jan 25 (iPortal)	
		\$ Amt Awarded	% Total Obligation	\$ Amt Spent	% Total Obligation
NY	\$123,110,000	\$46,700,000	38%	\$236,591	0%
CA	\$226,093,000	\$46,238,568	20%	\$3,706,522	2%
MO	\$57,393,000	\$40,000,000	70%	\$64,218	0%
CT	\$38,542,000	\$38,250,000	99%	\$4,910,301	13%
AZ	\$55,447,000	\$37,811,898	68%	\$811,898	1%
VA	\$70,001,000	\$23,130,768	33%	\$130,768	0%
IN	\$68,621,000	\$20,500,000	30%	\$0	0%
MA	\$54,911,000	\$19,107,877	35%	\$607,877	1%
NH	\$25,827,000	\$18,600,000	72%	\$247,045	1%
SC	\$50,550,000	\$17,328,823	34%	\$185,823	0%
<b>TOTAL</b>	<b>\$770,495,000</b>	<b>\$307,667,934</b>	<b>40%</b>	<b>\$10,901,043</b>	<b>1.4%</b>

# SEP Project Officers



## Financing Guidance

- Financing guidance to be issued this week
- Working on solution for loan loss reserves/credit enhancement

## NEPA

- Increasing DOE resources
  - SWAT team

## Davis Bacon

- DOL wage determination – SEP/EECBG
- Outreach: webinar

## Buy American

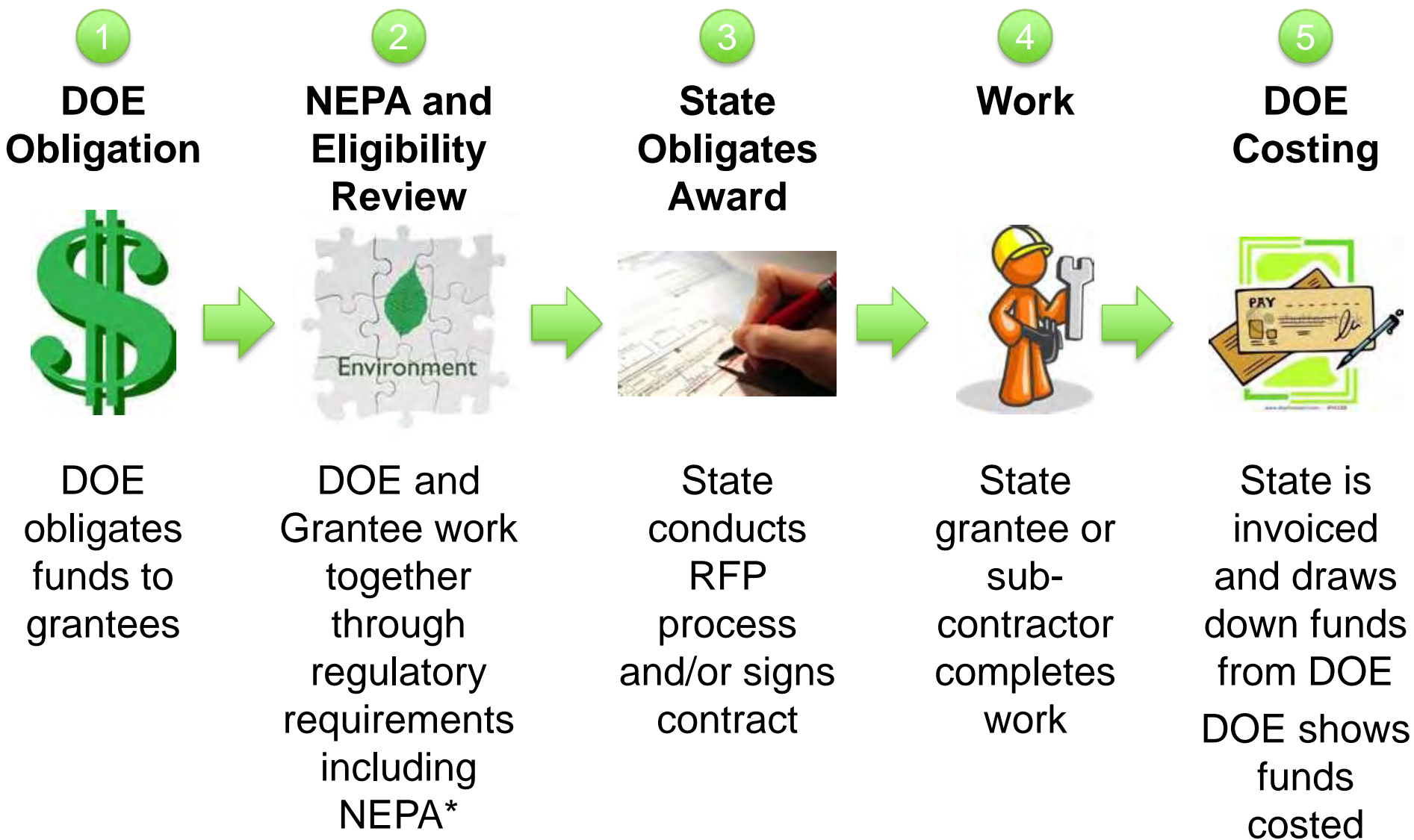
- Waivers under development for CFLs, electronic ballasts, and LED traffic lights/signals
- Request for Information

## Historic Preservation

- National program agreement – imminent
- Action: Connect w/ your SHPO

- Draft SEP Recovery Act reporting guidance is available for public comment until Thursday, February 4<sup>th</sup>:  
[http://apps1.eere.energy.gov/wip/draft\\_recovery\\_act\\_reporting\\_guidance.cfm](http://apps1.eere.energy.gov/wip/draft_recovery_act_reporting_guidance.cfm)
- The updated Recovery Act benefits calculator is available off the SEP home page ([http://apps1.eere.energy.gov/state\\_energy\\_program](http://apps1.eere.energy.gov/state_energy_program)) to assist SEP recipients in determining critical metrics such as kWh saved and GHG reduced.
- In order to build on lessons learned from the most recent reporting period and educate recipients on Recovery Act reporting requirements, OWIP is tentatively planning a series of webinars on reporting requirements in advance

# SEP Process – From Obligation to Costing



\*In some cases NEPA occurs after grantee obligation